








# Company Name

## Monthly Absence Chart



Name	Month	01	02	03	04	05	06	07	08	09	10	11	12	13	14	15	16	17	18	19	20	21	22	23	24	25	26	27	28	29	30	31				
Greer, Rebecca (510)	Jun 11									0.00						0.00															1.00					
Harleson, Fletcher (611)	Jun 11																		1.00	1.00	1.00	1.00														
Jacobs, Rebecca (613)	Jun 11	1.00	1.00	1.00	1.00	1.00	1.00	1.00	1.00	1.00	1.00	1.00	1.00	1.00	1.00	1.00	1.00	1.00	1.00	1.00	1.00	1.00	1.00	1.00	1.00	1.00	1.00	1.00	1.00	1.00	1.00	1.00				
Llewelyn, James (508)	Jun 11																										1.00	1.00	1.00	1.00	1.00	1.00	1.00			
Smith, Lisa (509)	Jun 11																															0.50				
Turrel, Graham (612)	Jun 11									0.50													0.50											1.00		

**Absence Key**

Description	Colour	Paid	Business	Deduct
Business		Yes	Yes	-
Dentist		Yes	No	0.50
Doctors		Yes	No	0.50
Holiday (paid)		Yes		1.00
Holiday (unpaid)		No		1.00
Sickness (paid)		Yes		1.00
Sickness (unpaid)		No		1.00